

SCHOOL'S OUT!



#FUNSTARTSHERE

ENROL NOW

AFTER SCHOOL!


- Supported pick-up options
- Meeting point for children attending OSHC
- Afternoon tea and endless fruit provided
- Range of activity choices including: STEM, ART, COOKING, SPORTS AND MINDFULNESS
- Homework help provided
- Casual and routine bookings available
- Service open until 6:00pm

HOW DO I MAKE A BOOKING?

- ✓ Enrol via the website
- ✓ We will offer you a place!
- ✓ Complete the enrolment form in full!
- ✓ Downlaod the app to make and updates bookings!

Contact Us For More Info

Pay as little as



*calculated based off our before care rates

CCS GAP FEE

80%	\$5.20
85%	\$3.90
90%	\$2.60
95%	\$1.30

1300 329 106

www.schoolsout.net.au



SCHOOL'S OUT!



Our Contact

1300 329 106

ESSENTIAL SERVICE INFORMATION



SERVICE HOURS

Our Services are open from
ASC- 3:00PM-6:00PM

Monday-Tuesday
excluding public holidays



WE PROVIDE...

We provide afternoon tea as well as a bottomless fruit bowl!
Most importantly, we provide the FUN!



SERVICE LOCATIONS


EILDON PRIMARY SCHOOL - 45 HIGH Street, Eildon Victoria 3713

WHAT DOCUMENTS DO YOU NEED?

- 2 EMERGENCY CONTACTS
- BIRTH CERTIFICATE
- IMMUNISATION RECORD
- ANY DOCUMENTS TO SUPPORT MEDICAL CONDITIONS OR ADDITIONAL NEEDS

Copies of all our policies are available on request or in service, or can be found on our website.

Please ensure you have confirmed your enrolment with centrelink to ensure CCS is applied if applicable



SCHOOL'S OUT!

BEFORE
SCHOOL

VACATION
CARE

AFTER
SCHOOL

CCS
APPROVED

TAKING BOOKINGS NOW!

www.schoolsout.net.au

Why choose School's OUT!

Our Outside of School Hours Program is popular with both parents and children, the before and after school programs are not only educational but they are fun!

We pride ourselves on working with the local community, supporting businesses and giving your child positive experiences they will remember for a lifetime.

Children are given the chance to learn through play, nurture their artistic side, explore the world of sports or even sit quietly and watch a movie.

Every day we provide delicious and nutritious food for everyone to snack on and even give the children the chance to help prepare the food.

Our cooking lessons are wildly popular and will often yield yummy treats to be taken home- Perfect for the following days lunch box!

Enrolling is FAST and EASY!

Visit our website, click on the IParent Portal button and follow the prompts to create an account.

Step 1: Click [Find a Place]

Step 2: Type the service name "School's OUT <Insert school name>"

Step 3: Enter your child's first name, last name, and their date of birth (or select the name of your child using the drop down arrow)

Step 4: Click [Submit]

Step 5: Enter the required details to Finalise the Waiting List Entry and click [Submit].

Your wait list entry will be sent to the Schools OUT! team to confirm. Once we have confirmed the entry, you will receive an email from us on how to complete and finalise your enrolment. After we have imported the completed enrolment, you will then be able to follow the steps below to make your bookings.

CONTACT US FOR MORE INFO

1300 329 106

What is a day at

SCHOOL'S OUT!

Like?

In addition to our daily featured activities, We always set up to let a child's imagination run wild and create their own games, and hang with friends!

Art!

ART WORKSHOPS!

Express yourself and let your creativity run wild!

STEM ACTIVITIES THAT INTRIGUE!

Daily set ups of LEGO, Science and things to challenge your thinking!

STEM

Sport!

SPORTS, SPORTS, SPORTS!

Sport clinics and games to get that energy out!

SUPPORTING OUR LOCAL COMMUNITIES

Getting out in our local community! Community events like fun days for the whole family!

Outdoor!

Cooking!

COOKING WORKSHOPS RAN DAILY!

Become the next MASTERCHEF with our workshops!

MINDFULNESS!

Our home bases are designed to allow children to explore, chill out, create and play as they like- when they like!

Chill Zone!

#FUNSTARTSHERE

VISIT US @ WWW.SCHOOLSOUT.NET.AU

How to Enrol on Kidsoft? Waitlist Entry



First step – Create a Waitlist Entry

1. Create a New User on the Kidsoft website:
<https://parent-portal.kidsoft.com.au/>

Find a Place

Welcome to Find a Place

If you already know the name of the Service Provider where you wish to enroll your children, you can select the Service directly. Otherwise, you can try to find one near your location.

Do you want to select the Service Provider directly?

Yes No

2. Select 'Yes' for the question "Do you want to select the Service Provider directly?"

3. Then, select the school you wish to attend and 'Create Waitlist'

Home > Find a Place > Select Service for Waitlist

Find a Place – Select Service

Service Provider:

SchoolsOUT Our Lady of the Way

Create Waitlist

3. Fill in 'Guardian details', 'Address details' and Child Details.

4. Select the care you require. (You can always select 'Book at a Later Date' if unsure)

5. If you have more than 1 child to enrol, please select 'Add New Child' and complete their details.

5. Acknowledge and Submit

This will go to our friendly team who will call you with some questions.

What is a Waitlist?
SchoolsOUT uses the waitlist to enable our first contact. We will give each family a call to learn more about your child. From here, we send you an enrolment form and any other required documentation.

Waiting List Edit

SchoolsOUT Our Lady of the Way

Guardian Details

First Name: Rachel Last Name: Camillo Email: Rachel@schoolsout.net.au Phone Number: 0409559279

Address Details

Country: Australia Street Address Line 1: 6 Laffan Close Street Address Line 2: Suburb: Wallan State: VIC Post Code: 3756

Child Details

Children: Please select a child

Book at Later Date

Select care services you require:

Before School Care After School Care Vacation Care

Add new child

How to Enrol on Kidsoft? Enrolment Form



1. Once we have a chat, we will offer your child a place.
2. Follow link in email stating 'View Enrolment Offer'.

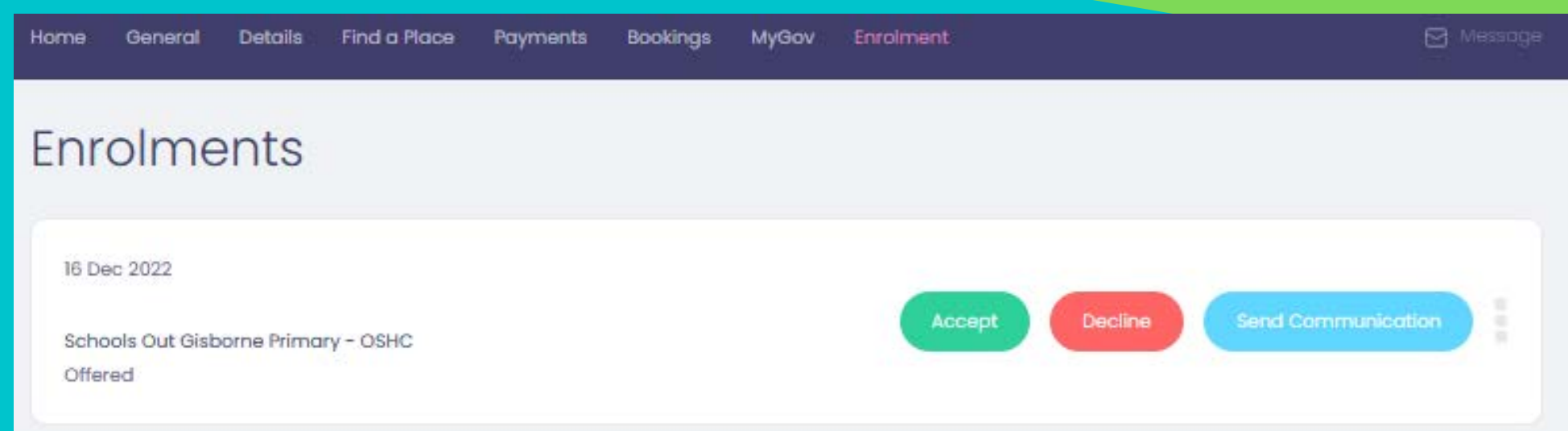
We are pleased to offer Katara a place at our service. Please use the link below to log in to Parent Portal to accept or reject this offer by midnight 30-Dec-2022.

[View Enrolment Offer](#)

3. **Accept** the offer, which will lead you to the Enrolment Acceptance Form

4. Please complete all required details on the enrolment form.

***Note: You must complete 2 Emergency Contacts who are not guardians for the form to be accepted.**



Home > Enrolment > Enrolment Acceptance

Enrolment Acceptance Form

1 Child's details

Your child's details

Cancel Prev Next

2 Getting to know your child

3 Funding

4 Medical Information

5 Additional Needs

6 Parent/Guardian One

7 Parent/Guardian Two

8 Emergency Contact One

9 Emergency Contact Two

10 Living and Care Arrangements

11 Payment Details

12 Medical declaration and consent

13 Communication, photograph and marketing declaration and consent

14 Enrolment Finalisation

15 Terms and Conditions

*First Name Middle Name *Last Name Nick Name

First Name is required Last Name is required

*Gender *Date of Birth

Female

Upload proof of DOB (Birth Certificate or Passport)

Select file

Please scan and attach a copy of the requested document. If you are unable to provide the document right now, please ensure a copy is provided to the service prior to your child starting.

CRN (Centrelink customer reference number) Medicare Card Number

Home Address

Address Search:

Please start typing your address to select it from the list

Example: 12 Oracle Boulevard, Broadbeach

*Country: *Street Address Line 1: Street Address Line 2:

Australia VIC

*Suburb: *State: *Post Code:

4. We will review the enrolment form, and if all requirements are met, we will import you onto our system.

***Bookings cannot be made until this step is completed.**

5. You will receive a Welcome Email indicating bookings can now be made/reviewed.

At any stage, if you require assistance, please call our friendly team on 1300 329 106.